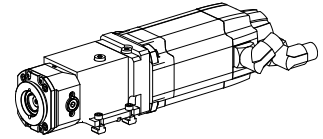


Gear cutting unit 1:1 INDEX CAPTO C3

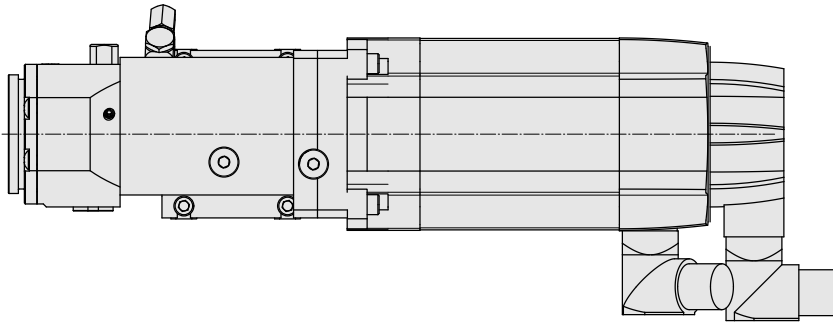
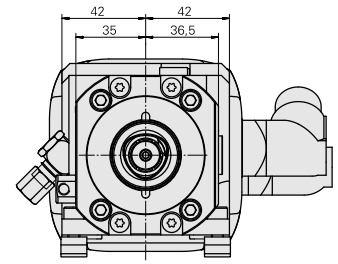
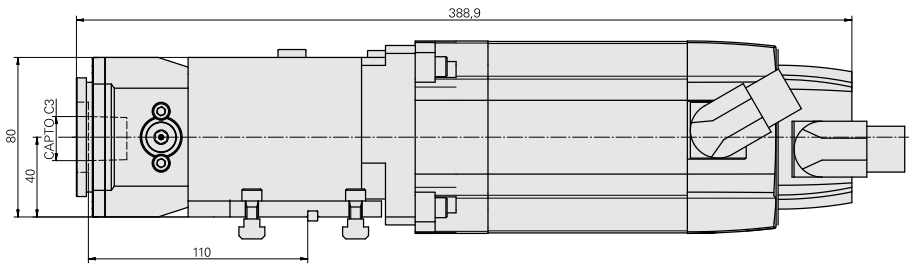
Technical data

Drive	Direct drive
Fixation MS	none
Speed ratio	1:1
Cooling	external
Pressure	80 bar
Mounting	INDEX CAPTO C3
X [mm]	110 (4.33")
Y [mm]	–
Z [mm]	40 (1.57)
INDEX TRAUB products	MS32C • MS22-6 • MS22-8 • MS32-6.2 • MS40-6 • MS40-8 • MS32-6.3 • MS24-6



Note

A special intermediate plate is required depending on the machine type.
 Motor (AC), 5 Nm – 10213127 (Siemens 1FT7044-5AK71-1NG1-Z R06) included.
 This unit is delivered with standard controller parameters (UNIT number). However, in certain machining cases, application-specific parameters may be required to achieve the desired manufacturing quality.
 In such cases, we recommend a drive commissioning/optimization service, which we will be happy to offer you separately.



Documents

Product notes

[DE \(pdf\)](#)

[EN \(pdf\)](#)

[FR \(pdf\)](#)

[DE \(pdf\)](#)

[EN \(pdf\)](#)

[FR \(pdf\)](#)

Accessories

Optional accessories

MS tool holders

[Basic holder MS16/MS22, ±40°](#)

Product ID : 12080266

Previous product ID :

Slide system MS MS16/MS22	Drive not live	Fixation MS none	Cooling external
Pressure 80 bar	X [mm] 56,3 (2,22")	Y [mm] 0	Z [mm] -
INDEX TRAUB products MS22-6 • MS22-8 • MS24-6			

[Distance plate MS32/MS40](#)

Product ID : 12108023

Previous product ID :

Slide system MS MS32/MS40	Drive not live	Fixation MS Splined key/pin	X [mm] 15 (0.59")
Y [mm] -	Z [mm] -	INDEX TRAUB products MS40-6 • MS40-8	

Distance plate MS52

Product ID : 12120437

Previous product ID :

Slide system MS MS52	Drive not live	Fixation MS Splined key/pin	X [mm] -
Y [mm] -	Z [mm] -	INDEX TRAUB products MS52-6.3	