

TRAUB TNL 20

[Tool holder](#)

[Overview](#)

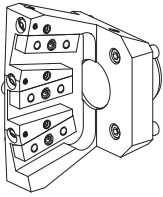
Note on applicability

Illustrations in this publication may deviate from the product supplied. Errors and omissions due to technical progress expected.

A word on copyright

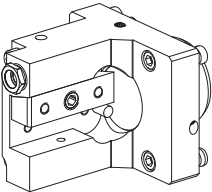
This document is protected by copyright and was originally compiled in German. The duplication and distribution of this document or parts thereof is prohibited without prior consent of the copyright owner, and any violators will be prosecuted. All rights, including the right to translate, are reserved.

© Copyright by INDEX-Werke GmbH & Co. KG



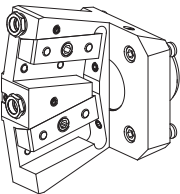
10702402 Turning tool holder, triple

Mounting	Square 12x12
Cooling	external, p_{max} 10 bar
X / Y / Z	85 (3.35) / $\pm 13^\circ$ / -10 (-0.39) mm (")



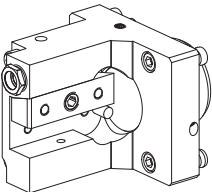
10212775 Turning tool holder

Mounting	square 16x16
Cooling	external, p_{max} 80 bar, internal 160 bar opt.
X / Y / Z	79 (3.11) / - / -14 (-0.55) mm (")



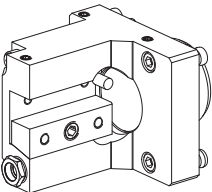
10658867 Turning tool holder, double

Mounting	square 16x16
Cooling	external, p_{max} 80 bar
X / Y / Z	84 (3.31) / $\pm 10^\circ$ / -14 (-0.55) mm (")



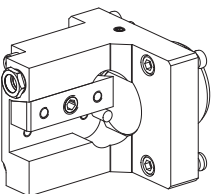
10791922 Turning tool holder

Mounting	square 16x16
Cooling	external and internal, p_{max} 80 bar
X / Y / Z	79 (3.11) / - / -14 (-0.55) mm (")



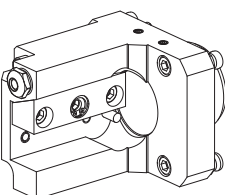
10793291 Turning tool holder, left-handed run

Mounting	square 16x16
Cooling	external, p_{max} 80 bar
X / Y / Z	79 (3.11) / - / -14 (-0.55) mm (")



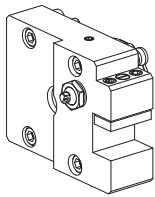
10841249 Turning tool holder

Mounting	square 16x16
Cooling	external, p_{max} 80 bar
X / Y / Z	79 (3.11) / - / -14 (-0.55) mm (")



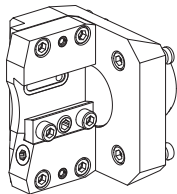
10061850 Turning tool holder

Mounting	square 20x20
Cooling	external, p_{max} 80 bar
X / Y / Z	85 (3.35) / - / -19 (-0.75) mm (")



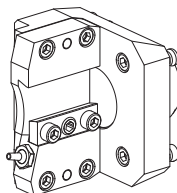
12006861 Turning tool holder

Mounting	square 16x16
Cooling	external, p_{max} 80 bar
X / Y / Z	28 (1.10) / - / 52 (2.05) mm (")



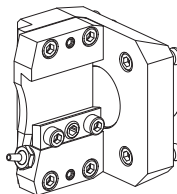
10951402 Grooving tool holder

Mounting	Trapezoid 26x8
Cooling	external and internal, p_{max} 80 bar
X / Y / Z	68 (2.68) / - / 6 (0.24) mm (")



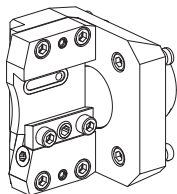
11031410 Grooving tool holder

Mounting	Trapezoid 26x8
Cooling	external, p_{max} 80 bar
X / Y / Z	68 (2.68) / - / -6 (-0.24) mm (")



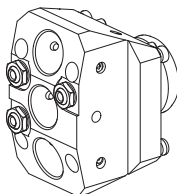
10077978 Grooving tool holder

Mounting	Trapezoid 32x8
Cooling	external, p_{max} 80 bar
X / Y / Z	68 (2.68) / - / -6 (-0.24) mm (")



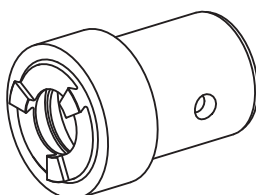
10958857 Grooving tool holder

Mounting	Trapezoid 32x8
Cooling	external and internal, p_{max} 80 bar
X / Y / Z	68 (2.68) / - / 6 (0.24) mm (")



10631949 Basic holder, triple

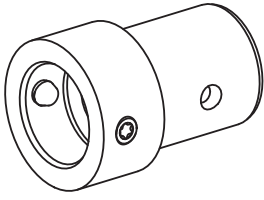
Mounting	D24 (0.94 ")
Cooling	external and internal, p_{max} 80 bar
X / Y / Z	52 (2.05) / $\pm 13^\circ$ / 0 () mm (")



10095257 Mount

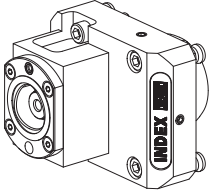
Mounting	ER 16
Cooling	internal, p_{max} 80 bar
X / Y / Z	12 (0.47) / - / - mm (")

Stationary tool holder Turret



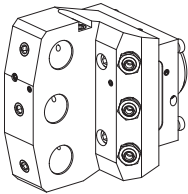
10271745 Mount

Mounting	WFB 20-12
Cooling	internal, p_{\max} 80 bar
X / Y / Z	15 (0.59) / - / - mm (")



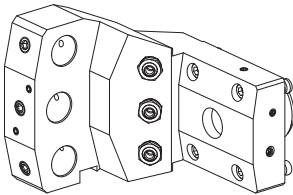
10029051 Basic holder

Mounting	INDEX TRAUB CAPTO C3
Cooling	internal, p_{\max} 80 bar
X / Y / Z	57 (2.24) / - / 16 (0.63) mm (")



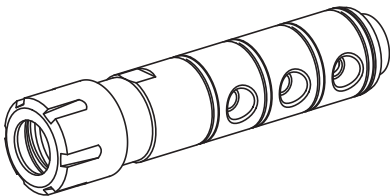
10166092 Basic holder, triple

Mounting	D20 (0.79 ")
Cooling	external and internal, p_{\max} 120 bar
X / Y / Z	85 (3.35) / $\pm 12.5^\circ$ / 16 (0.63) mm (")



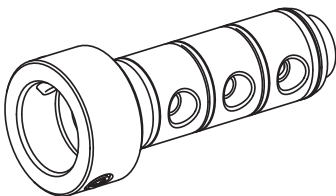
10539925 Basic holder, triple

Mounting	D20 (0.79 ")
Cooling	external and internal, p_{\max} 120 bar
X / Y / Z	85 (3.35) / $\pm 12.5^\circ$ / -82 (-3.23) mm (")



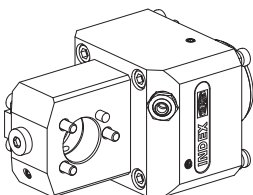
10350291 Mount

Mounting	ER 16
Cooling	internal, p_{\max} 80 bar
X / Y / Z	- / - / - mm (")



10286381 Mount

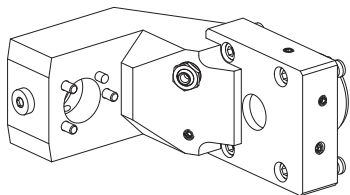
Mounting	WFB 20-12
Cooling	internal, p_{\max} 80 bar
X / Y / Z	- / - / - mm (")



10896577 Basic holder

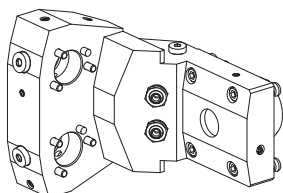
Mounting	D24 (0.94 ")
Cooling	external and internal, p_{\max} 80 bar, internal 120 bar opt.
X / Y / Z	85 (3.35) / - / 16 (0.63) mm (")

Stationary tool holder Turret



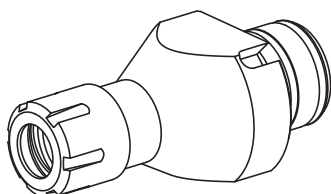
10898972 Basic holder

Mounting	D24 (0.94 ")
Cooling	external and internal, p_{max} 80 bar, internal 120 bar opt.
X / Y / Z	85 (3.35) / - / -71 (-2.80) mm (")



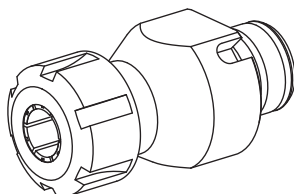
11078080 Basic holder, double

Mounting	D24 (0.94 ")
Cooling	external and internal, p_{max} 80 bar, internal 120 bar opt.
X / Y / Z	85 (3.35) / - / -82 (-3.23) mm (")



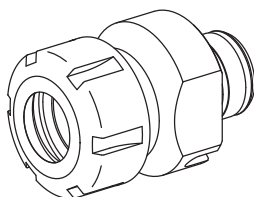
10355081 Mount

Mounting	ER 16
Cooling	internal, p_{max} 80 bar
X / Y / Z	54 (2.13) / - / - mm (")



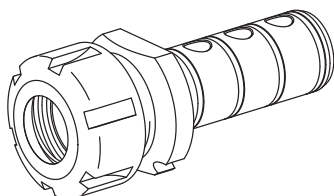
11056269 Mount

Mounting	ER 20
Cooling	internal, p_{max} 80 bar
X / Y / Z	54 (2.13) / - / - mm (")



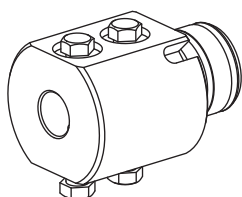
10195583 Mount

Mounting	ER 25
Cooling	internal, p_{max} 80 bar
X / Y / Z	47 (1.85) / - / - mm (")



11072565 Mount

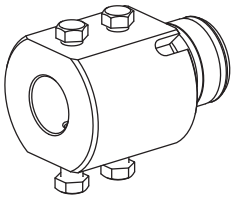
Mounting	ER 25
Cooling	internal, p_{max} 80 bar
X / Y / Z	- / - / - mm (")



10069528 Mount

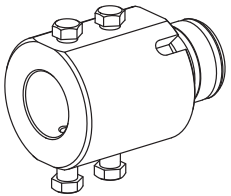
Mounting	D12 (0.47 ")
Cooling	internal, p_{max} 80 bar
X / Y / Z	36 (1.42) / - / - mm (")

Stationary tool holder Turret



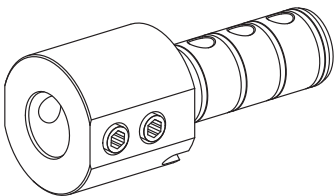
10506517 Mount

Mounting	D16 (0.63 ")
Cooling	internal, p_{max} 80 bar
X / Y / Z	36 (1.42) / - / - mm (")



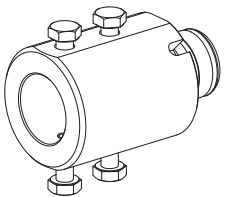
10401858 Mount

Mounting	D20 (0.79 ")
Cooling	internal, p_{max} 80 bar
X / Y / Z	40 (1.57) / - / - mm (")



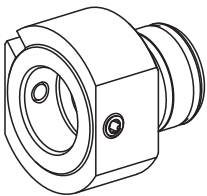
10585914 Mount

Mounting	D20 (0.79 ")
Cooling	internal, p_{max} 80 bar
X / Y / Z	- / - / - mm (")



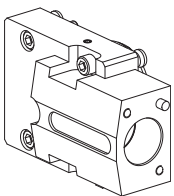
10734045 Mount

Mounting	D25 (0.98 ")
Cooling	internal, p_{max} 80 bar
X / Y / Z	52 (2.05) / - / - mm (")



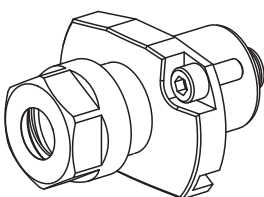
11070391 Mount

Mounting	WFB 20-12
Cooling	internal, p_{max} 80 bar
X / Y / Z	19 (0.75) / - / - mm (")



11080587 Basic holder

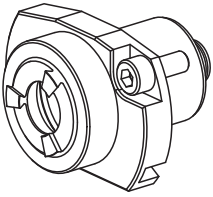
Mounting	D25 (0.98 ")
Cooling	internal, p_{max} 80 bar
X / Y / Z	20 (0.79) / - / 70 (2.76) mm (")



11080536 Mount

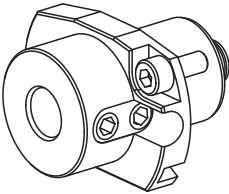
Mounting	ER 16
Cooling	internal, p_{max} 80 bar, internal 120 bar opt.
X / Y / Z	35.5 (1.40) / - / - mm (")

Stationary tool holder Turret



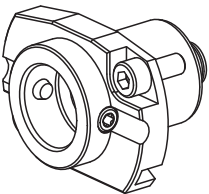
11080538 Mount

Mounting	ER 16
Cooling	internal, p_{\max} 80 bar, internal 120 bar opt.
X / Y / Z	19.6 (0.77) / - / - mm (")



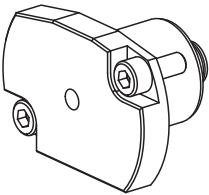
11080547 Mount

Mounting	D12 (0.47 ")
Cooling	internal, p_{\max} 80 bar, internal 120 bar opt.
X / Y / Z	23 (0.91) / - / - mm (")



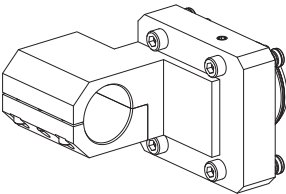
11080541 Mount

Mounting	WFB 20-12
Cooling	internal, p_{\max} 80 bar, internal 120 bar opt.
X / Y / Z	15 (0.59) / - / - mm (")



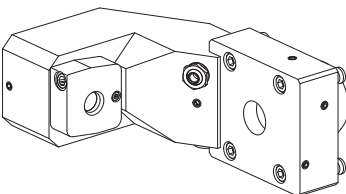
11080539 Blanking plug

Mounting	-
Cooling	-
X / Y / Z	8 (0.31) / - / - mm (")



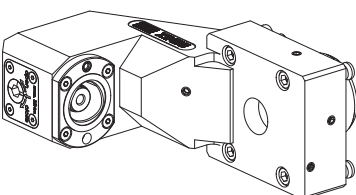
11089852 Basic holder, for the high-frequency spindle

Mounting	D30 (1.18 ")
Cooling	external, p_{\max} 80 bar
X / Y / Z	60 (2.36) / - / 70 (2.76) mm (")



10197899 Basic holder

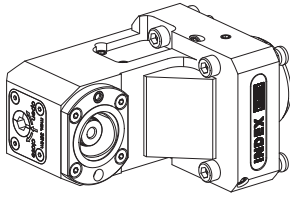
Mounting	Hydraulic expansion chuck D12
Cooling	external and internal, p_{\max} 80 bar, internal 160 bar opt.
X / Y / Z	85 (3.35) / - / -75 (2.95) mm (")



10164213 Basic holder

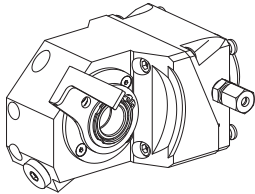
Mounting	INDEX TRAUB CAPTO C3
Cooling	internal, p_{\max} 80/120 bar
X / Y / Z	85 (3.35) / - / -71 (-2.80) mm (")

Stationary tool holder Turret



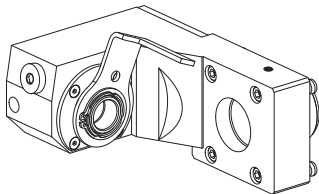
11026230 Basic holder

Mounting	INDEX TRAUB CAPTO C3
Cooling	internal, p_{\max} 80/120 bar
X / Y / Z	85 (3.35) / – / 6 (0.24) mm (")




10036712 Closing tool holder, for rolling head of Fette

Mounting	D25 and Reduction D3/4 "
Cooling	external, p_{\max} 80 bar
X / Y / Z	81 (3.19) / – / 22.5 (0.89) mm (")



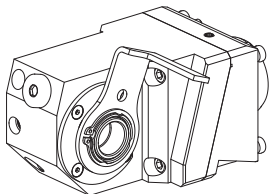
10165449 Closing tool holder, for rolling head of Wagner

Mounting	D25 and Reduction D3/4 "
Cooling	external, p_{\max} 80 bar
X / Y / Z	81 (3.19) / – / -63 (-2.48) mm (")



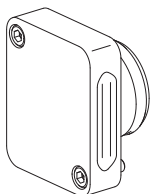
10262505 Closing tool holder, for rolling head of Fette

Mounting	D25 and Reduction D3/4 "
Cooling	external, p_{\max} 80 bar
X / Y / Z	81 (3.19) / – / -63 (-2.48) mm (")



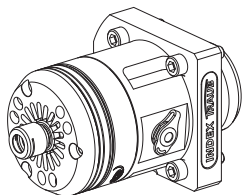
10268808 Closing tool holder, for rolling head of Wagner

Mounting	D25 and Reduction D3/4 "
Cooling	external, p_{\max} 80 bar
X / Y / Z	96 (3.78) / – / 28 (1.10) mm (")



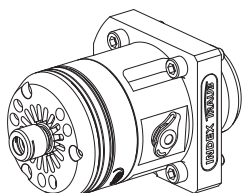
10076041 Blanking plug, Plastic

Mounting	–
Cooling	–
X / Y / Z	18 (0.71) / – / 0 () mm (")



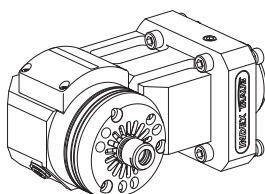
10585234 Fluid spindle, up to 50.000 1/min

Mounting ER 11
Cooling external, p_{\max} 40 bar
X / Y / Z 98.5 (3.88) / - / - mm (")



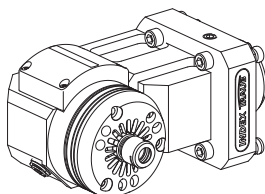
10678785 Fluid spindle, up to 40.000 1/min

Mounting ER 11
Cooling external, p_{\max} 40 bar
X / Y / Z 98.5 (3.88) / - / - mm (")



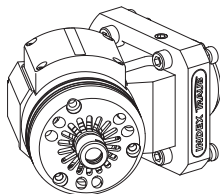
10406002 Fluid spindle, up to 50.000 1/min

Mounting ER 11
Cooling external, p_{\max} 40 bar
X / Y / Z 96 (3.78) / - / 59 (2.32) mm (")



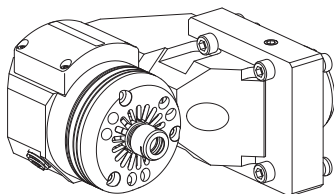
11078093 Fluid spindle, up to 40.000 1/min

Mounting ER 11
Cooling external, p_{\max} 40 bar
X / Y / Z 96 (3.78) / - / 59 (2.32) mm (")



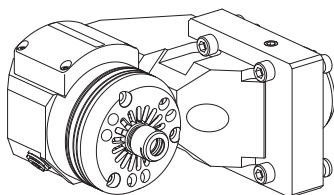
11079680 Fluid spindle, up to 50.000 1/min

Mounting ER 11
Cooling external, p_{\max} 40 bar
X / Y / Z - / - / - mm (")



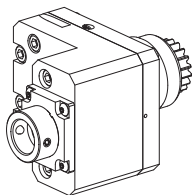
11079990 Fluid spindle, up to 50.000 1/min

Mounting ER 11
Cooling external, p_{\max} 40 bar
X / Y / Z 85 (3.35) / - / 14.2 (0.56) mm (")



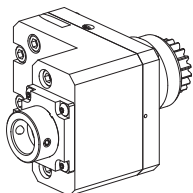
11079991 Fluid spindle, up to 40.000 1/min

Mounting ER 11
Cooling external, p_{\max} 40 bar
X / Y / Z 85 (3.35) / - / 14.2 (0.56) mm (")



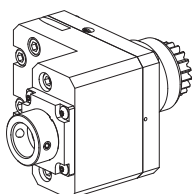
10374000 Drilling unit

Mounting	WFB 20-12
Cooling	external, p_{\max} 80 bar
Speed ratio	1:2.53 (0.395)
X / Y / Z	84 (3.31) / – / 30 (1.18) mm (")



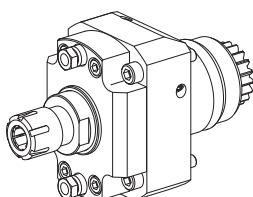
10893718 Drilling unit

Mounting	WFB 20-12
Cooling	external, p_{\max} 80 bar, internal 120 bar opt.
Speed ratio	1:2.53 (0.395)
X / Y / Z	84 (3.31) / – / 30 (1.18) mm (")



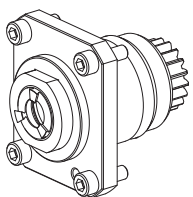
10934379 Drilling unit

Mounting	WFB 20-12
Cooling	external and internal, p_{\max} 80 bar
Speed ratio	1:2.5 (0.4)
X / Y / Z	84 (3.31) / – / 30 (1.18) mm (")



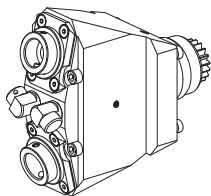
10290796 Milling unit

Mounting	ER 16
Cooling	external, p_{\max} 80 bar
Speed ratio	1:1 (1)
X / Y / Z	79 (3.11) / – / – mm (")



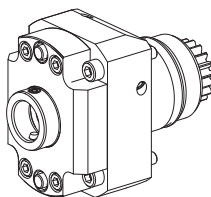
11096998 Milling unit

Mounting	ER 16
Cooling	external, p_{\max} 80 bar
Speed ratio	1:1 (1)
X / Y / Z	20 (0.79) / – / – mm (")



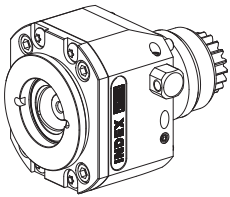
10388560 Milling unit, double

Mounting	WFB 20-12
Cooling	external, p_{\max} 80 bar
Speed ratio	1:1 (1)
X / Y / Z	102 (4.02) / $\pm 13^\circ$ / 0 () mm (")



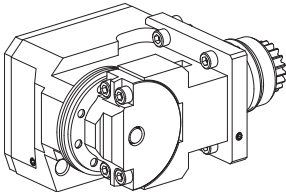
10627767 Milling unit

Mounting	WFB 20-12
Cooling	external, p_{\max} 80 bar
Speed ratio	1:1 (1)
X / Y / Z	54 (2.13) / – / – mm (")



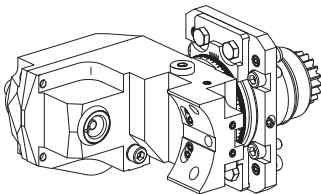
10544775 Milling unit

Mounting	INDEX TRAUB CAPTO C3
Cooling	external, p_{max} 80 bar
Speed ratio	1:1 (1)
X / Y / Z	56 (2.20) / - / 0 () mm (")



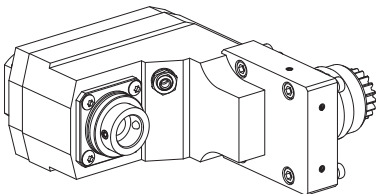
10146130 Circular saw unit

Mounting	Milling shaft D22 (0.87 ")
Cooling	external, p_{max} 80 bar
Speed ratio	8.1:1 (8.1)
X / Y / Z	81.5 (3.21) / - / 4 (0.16) mm (")



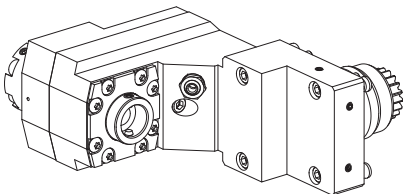
10938892 Gear cutting unit

Mounting	-
Cooling	external, p_{max} 80 bar
Speed ratio	3:1 (3)
X / Y / Z	92 (3.62) / - / - mm (")



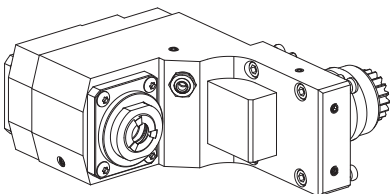
12013668 Drilling unit

Mounting	WFB 20-12
Cooling	external, internal optional, p_{max} 80 bar, internal 120 bar opt.
Speed ratio	1:1.66 (0.6)
X / Y / Z	95 (3.74) / - / -40 (-1.57) mm (")



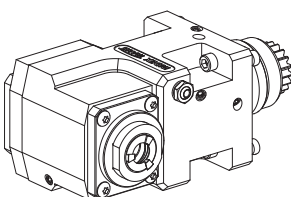
10767420 Drilling unit

Mounting	WFB 20-12
Cooling	external and internal, p_{max} 80 bar, internal 120 bar opt.
Speed ratio	1:1 (1)
X / Y / Z	95 (3.74) / - / -60 (-2.36) mm (")



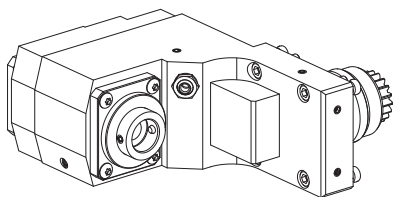
10017870 Milling unit

Mounting	ER 16
Cooling	external, internal optional, p_{max} 80 bar, internal 120 bar opt.
Speed ratio	1:1 (1)
X / Y / Z	95 (3.74) / - / -40 (-1.57) mm (")



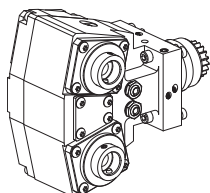
10144986 Milling unit

Mounting	ER 16
Cooling	external, internal optional, p_{max} 80 bar, internal 120 bar opt.
Speed ratio	1:1 (1)
X / Y / Z	95 (3.74) / - / 54 (2.13) mm (")



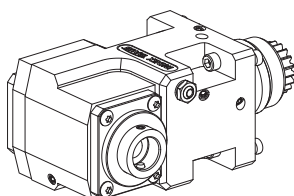
10194178 Milling unit

Mounting	WFB 20-12
Cooling	external, internal optional, p_{max} 80 bar, internal 120 bar opt.
Speed ratio	1:1 (1)
X / Y / Z	95 (3.74) / – / -37 (-1.46) mm (")



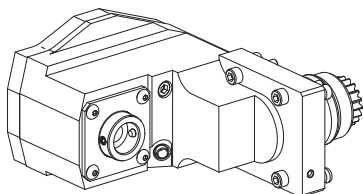
10229329 Milling unit, double

Mounting	WFB 20-12
Cooling	external, internal optional, p_{max} 80 bar, internal 120 bar opt.
Speed ratio	1:1 (1)
X / Y / Z	95 (3.74) / $\pm 13^\circ$ / 58 (2.28) mm (")



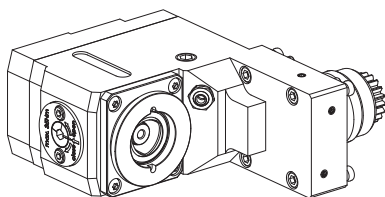
10876969 Milling unit

Mounting	WFB 20-12
Cooling	external, internal optional, p_{max} 80 bar, internal 120 bar opt.
Speed ratio	1:1 (1)
X / Y / Z	95 (3.74) / – / 57 (2.44 ") mm (")



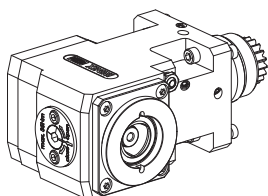
10239976 Milling unit

Mounting	WFB 20-12
Cooling	external, p_{max} 80 bar
Speed ratio	3:1 (3)
X / Y / Z	95 (3.74) / – / -37 (-1.46) mm (")



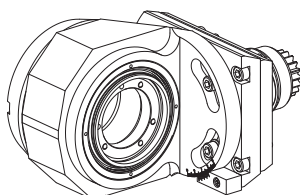
10468132 Milling unit

Mounting	INDEX TRAUB CAPTO C3
Cooling	external, internal optional, p_{max} 80 bar, internal 120 bar opt.
Speed ratio	1:1 (1)
X / Y / Z	95 (3.74) / – / -35 (1.38) mm (")



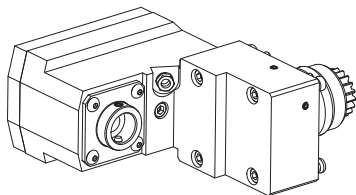
10519009 Milling unit

Mounting	INDEX TRAUB CAPTO C3
Cooling	external, internal optional, p_{max} 80 bar, internal 120 bar opt.
Speed ratio	1:1 (1)
X / Y / Z	95 (3.74) / – / 65.5 (2.58) mm (")



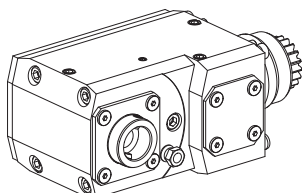
10067245 Thread whirling unit

Mounting	–
Cooling	external, p_{max} 80 bar
Speed ratio	1.97:1 (1.97)
X / Y / Z	80 (3.15) / – / -4.5 (-0.18) mm (")



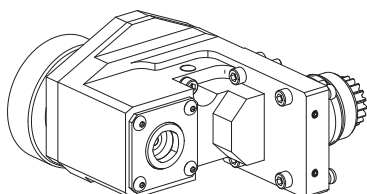
10393989 Broaching/ Slotting unit

Mounting	WFB 20-12
Cooling	external, p_{\max} 80 bar
Speed ratio	1:1 (1)
X / Y / Z	95 (3.74) / - / -37 (-1.46) mm (")



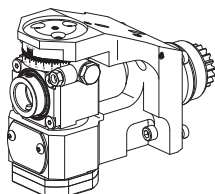
10608178 Broaching/ Slotting unit

Mounting	WFB 20-12
Cooling	external, p_{\max} 80 bar
Speed ratio	1:1 (1)
X / Y / Z	95 (3.74) / - / 44.2 (1.74) mm (")



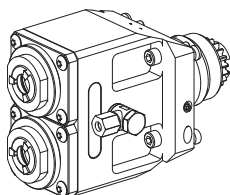
10866923 Polygon turning unit

Mounting	WFK 20-12
Cooling	external, p_{\max} 80 bar
Speed ratio	3:1 (3)
X / Y / Z	85 (3.35) / - / -13.5 (-0.53) mm (")



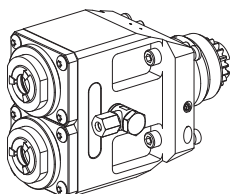
10192637 Milling unit, angle-adjustable

Mounting	WFB 20-12
Cooling	external, p_{\max} 80 bar
Speed ratio	1.03:1 (1.0267)
X / Y / Z	81 (3.19) / 17 (0.67) / - mm (")



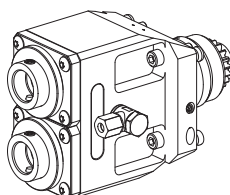
12006700 Milling unit, double

Mounting	ER 16
Cooling	external and internal, p_{\max} 80 bar
Speed ratio	1:1 (1)
X / Y / Z	102.5 (4.04) / ± 24 (± 0.94) / 0 () mm (")



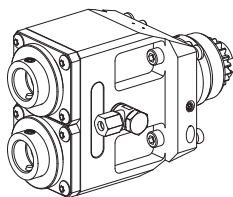
12006732 Milling unit

Mounting	ER 16
Cooling	external, p_{\max} 80 bar
Speed ratio	1:1 (1)
X / Y / Z	102.5 (4.04) / ± 24 (± 0.94) / 0 () mm (")



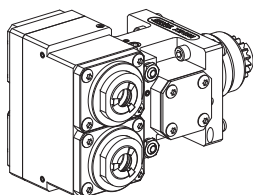
12006733 Milling unit, double

Mounting	WFB 20-12
Cooling	external, p_{\max} 80 bar
Speed ratio	1:1 (1)
X / Y / Z	105.6 (4.16) / ± 24 (± 0.94) / -34 (-1.34) mm (")



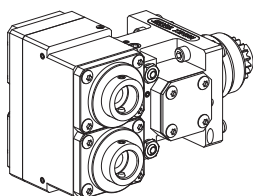
12006734 Milling unit, double

Mounting	WFB 20-12
Cooling	external and internal, p_{\max} 80 bar
Speed ratio	1:1 (1)
X / Y / Z	105.5 (4.15) / ± 24 (± 0.94) / – mm (")



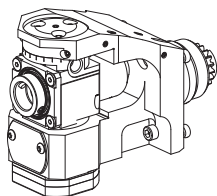
12009596 Milling unit, double

Mounting	ER 16
Cooling	external, internal optional, p_{\max} 80 bar, internal 120 bar opt.
Speed ratio	1:1 (1)
X / Y / Z	95 (3.74) / ± 24 (± 0.94) / 53.5 (2.11) mm (")



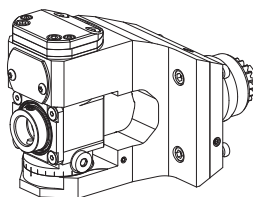
12009597 Milling unit, double

Mounting	WFB 20-12
Cooling	external, internal optional, p_{\max} 80 bar, internal 120 bar opt.
Speed ratio	1:1 (1)
X / Y / Z	95 (3.74) / ± 24 (± 0.94) / 56.5 (2.22) mm (")



12024412 Milling unit, angle-adjustable

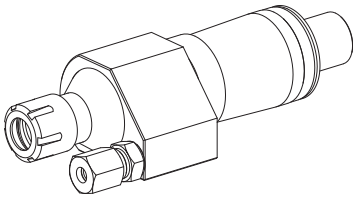
Mounting	WFB 20-12
Cooling	external and internal, p_{\max} 80 bar
Speed ratio	1:1.11 (0.904)
X / Y / Z	81 (3.19) / 17 (0.67) / 0 () mm (")



12024451 Milling unit, angle-adjustable

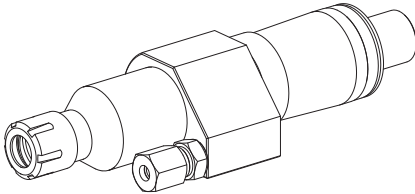
Mounting	WFB 20-12
Cooling	external and internal, p_{\max} 80 bar
Speed ratio	1:1.11 (0.904)
X / Y / Z	90 (3.54) / 21.5 (0.85) / 29 (1.14) mm (")

Stationary tool holder Front working attachment



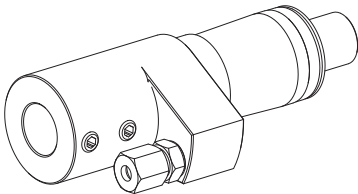
10084655 Drilling tool holder

Mounting	ER 16
Cooling	external, internal optional, p_{\max} 80 bar, internal 160 bar opt.
X / Y / Z	- / - / 71 (2.80) mm (")



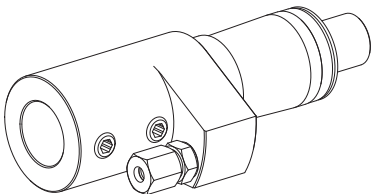
10351277 Drilling tool holder

Mounting	ER 16
Cooling	external, internal optional, p_{\max} 80 bar, internal 160 bar opt.
X / Y / Z	- / - / 101 (3.98) mm (")



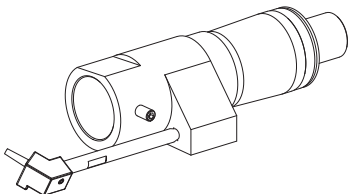
10004035 Drilling tool holder

Mounting	D20 (0.79 ")
Cooling	external, internal optional, p_{\max} 80 bar, internal 160 bar opt.
X / Y / Z	- / - / 65 (2.56) mm (")



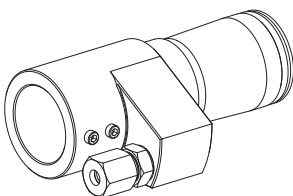
11093079 Drilling tool holder

Mounting	D25 (0.98 ")
Cooling	external, internal optional, p_{\max} 80 bar, internal 160 bar opt.
X / Y / Z	- / - / 70 (2.76) mm (")



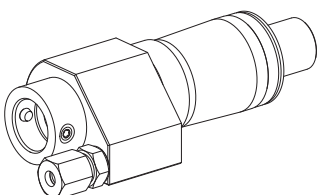
11062697 Basic holder

Mounting	D28 (1.10 ")
Cooling	external, p_{\max} 10 bar
X / Y / Z	- / - / 54 (2.13) mm (")



10836242 Basic holder, for the high-frequency spindle

Mounting	D30 (1.18 ")
Cooling	external, p_{\max} 80 bar
X / Y / Z	- / - / 50 (1.97) mm (")

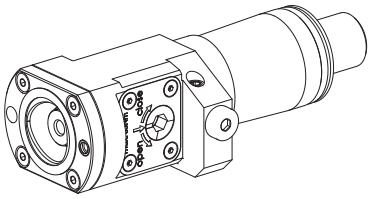


10444278 Basic holder

Mounting	WFB 20-12
Cooling	external, internal optional, p_{\max} 80 bar, internal 160 bar opt.
X / Y / Z	- / - / 50 (1.97) mm (")

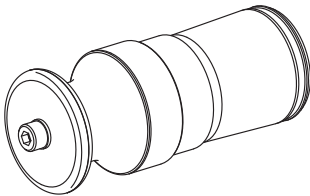
Stationary tool holder Front working attachment

INDEX TRAUB



10978127 Basic holder

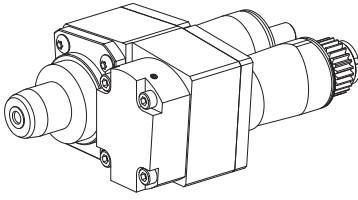
Mounting	INDEX TRAUB CAPTO C3
Cooling	external and internal, p_{\max} 120 bar
X / Y / Z	60 (2.36) / - / - mm (")



10990024 Blanking plug, Steel

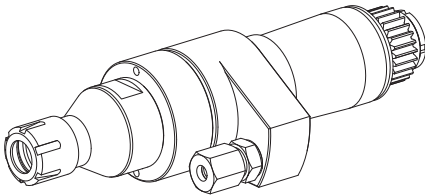
Mounting	-
Cooling	-
X / Y / Z	- / - / 40 (1.57) mm (")

Live tool holder Front working attachment



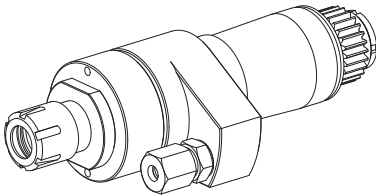
11082789 Drilling unit

Mounting	Hydraulic expansion chuck D6
Cooling	internal, p_{\max} 120 bar
Speed ratio	1:1 (1)
X / Y / Z	92 (3.62) / - / - mm (")



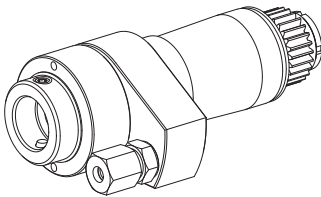
10131003 Milling unit

Mounting	ER 16
Cooling	external, internal optional, p_{\max} 80 bar, internal 160 bar opt.
Speed ratio	1:1 (1)
X / Y / Z	- / - / 103 (4.06) mm (")



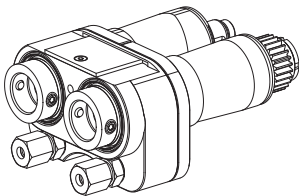
10568753 Milling unit

Mounting	ER 16
Cooling	external, internal optional, p_{\max} 80 bar, internal 160 bar opt.
Speed ratio	1:1 (1)
X / Y / Z	- / - / 80 (3.15) mm (")



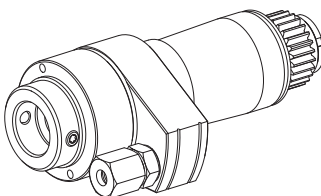
11026976 Milling unit

Mounting	WFB 20-12
Cooling	external, internal optional, p_{\max} 80 bar, internal 160 bar opt.
Speed ratio	1:1 (1)
X / Y / Z	- / - / 50 (1.97) mm (")



11080434 Milling unit, double

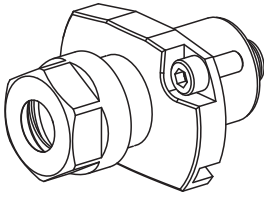
Mounting	WFB 20-12
Cooling	external, internal optional, p_{\max} 80 bar, internal 160 bar opt.
Speed ratio	1:1 (1)
X / Y / Z	46 (1.81) / - / 50 (1.97) mm (")



10052913 Broaching/ Slotting unit

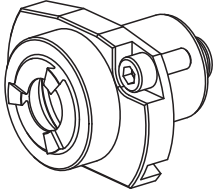
Mounting	WFB 20-12
Cooling	external, p_{\max} 80 bar
Speed ratio	1:1 (1)
X / Y / Z	- / - / 51 (2.01) mm (")

Stationary tool holder Back working attachment



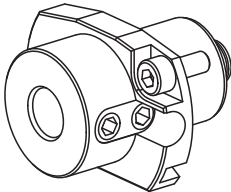
11080536 Mount

Mounting	ER 16
Cooling	internal, p_{\max} 80 bar, internal 120 bar opt.
X / Y / Z	35.5 (1.40) / - / - mm (")



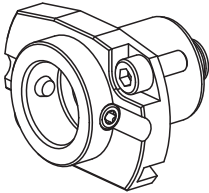
11080538 Mount

Mounting	ER 16
Cooling	internal, p_{\max} 80 bar, internal 120 bar opt.
X / Y / Z	19.6 (0.77) / - / - mm (")



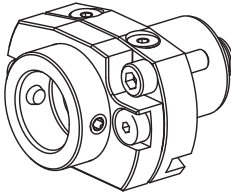
11080547 Mount

Mounting	D12 (0.47 ")
Cooling	internal, p_{\max} 80 bar, internal 120 bar opt.
X / Y / Z	23 (0.91) / - / - mm (")



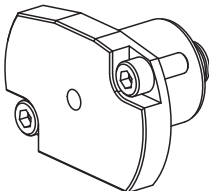
11080541 Mount

Mounting	WFB 20-12
Cooling	internal, p_{\max} 80 bar, internal 120 bar opt.
X / Y / Z	15 (0.59) / - / - mm (")



12026018 Mount, adjustable in the Y direction

Mounting	WFB 20-12
Cooling	internal, p_{\max} 80 bar
X / Y / Z	28 (1.10) / - / - mm (")



11080539 Blanking plug

Mounting	-
Cooling	-
X / Y / Z	8 (0.31) / - / - mm (")



**INDEX-Werke GmbH & Co. KG
Hahn & Tessky**

Plochinger Straße 92
D-73730 Esslingen

Fon +49 711 3191-0
Fax +49 711 3191-587

info@index-werke.de
www.index-werke.de