

Product note

Grooving tool holder, angle-adjustable

for multi-spindle lathes

Note on applicability

Illustrations in this publication may deviate from the product supplied. Errors and omissions due to technical progress expected.

A word on copyright

This document is protected by copyright and was originally compiled in German.

The duplication and distribution of this document or parts thereof is prohibited without prior consent of the copyright owner, and any violators will be prosecuted. All rights, including the right to translate, are reserved.

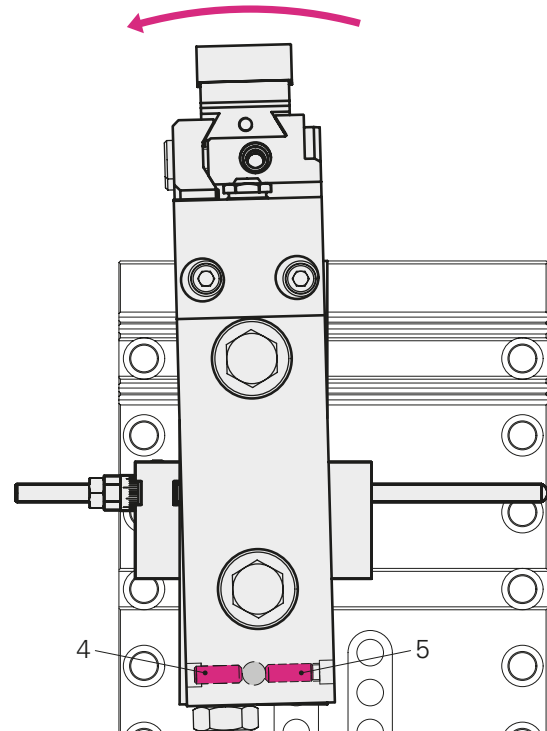
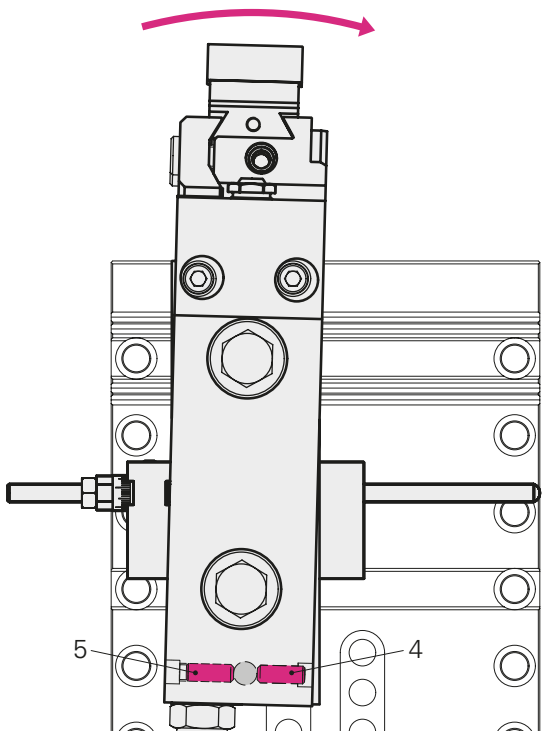
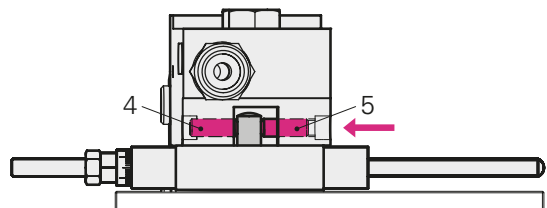
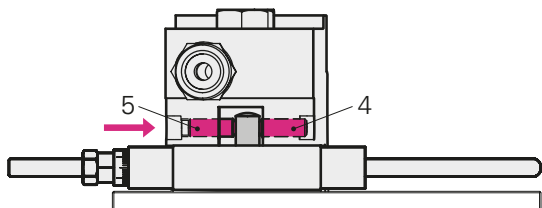
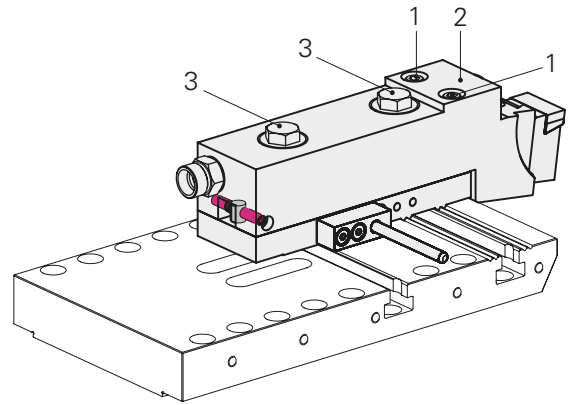
© Copyright by INDEX-Werke GmbH & Co. KG

Grooving tool holder, angle-adjustable

for multi-spindle lathes

Axis alignment

- Loosen the screws (1)
- Mount grooving tool holder (2) on preadjustment block / slide slightly tighten screws (3)
- Align axis in the direction of the arrow loosen set (4), set screw (5) can now be screwed in as far as needed
- Tighten the screws (1)
- Check dimensions with dial gauge
- Slightly tighten set screw (4)
- Mount grooving tool holder (2) on slide, slightly tighten screws (3) (INDEX MS16-6 grooving slide shown)





INDEX-Werke GmbH & Co. KG
Hahn & Tessky

Plochinger Straße 92
D-73730 Esslingen

Fon +49 711 3191-0
Fax +49 711 3191-587

info@index-werke.de
www.index-werke.de