Vom EDV-System heruntergeladene bzw. ausgedruckte Dokumente besitzen informativen Charakter und unterliegen nicht dem Änderungsdienst. / Documents downloaded by the EDP system and/or printed out have only an informative character and are not subject to the updating service.
Technische Änderungen vorbehalten / We reserve the right to change this specification
Schutzvermerk nach DIN 34 beachten / Copyright reserved (DIN 34-E)

DATENBLATT – *Data sheet*

TECHNISCHE DATEN *Technical data*

- GEHÄUSE:	**M12/D-Sub Profibus Adapter 180°, Zn-Leg ierung**
	M12 Stecker B-Kod., M12 Buchse B-Kod., D-Sub 9polig,
Housing:	*M12/D-Sub Profibus Adapter 180°, Zn all oy*
	M12 male B-cod., M12 female B-cod., D-Sub 9polig,
- BEFESTIGUNG M12:	**aufgesteckt, verschraubt**
Connection M12:	*pluggable, screw locking*
- VERRIEGELUNG D-Sub:	**UNC 4-40, Schraubenüberstand ca. 3,3 mm,**
	empfohlenes Anzugsmoment - 0,3Nm
Locking D-Sub:	*UNC 4-40, screw extension ca. 3,3 mm, recommended breakaway torque – 0,3Nm*
- SCHUTZGRAD:	**IP30**
Protection:	*IP30*
- UMGEBUNGSTEMPERATUR:	**-20℃...+70℃**
temperatur range:	*-20℃…+70℃*
- DATENRATE:	**12 MBit/s**
data rate:	*12 MBit/s*

==========

TECHNISCHE SKIZZE / *Technical sketch*

M12 Buchse
M12 female

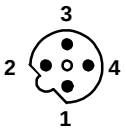

M12 Stecker
M12 male

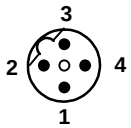

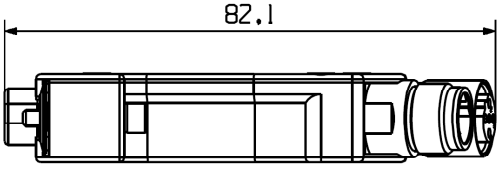

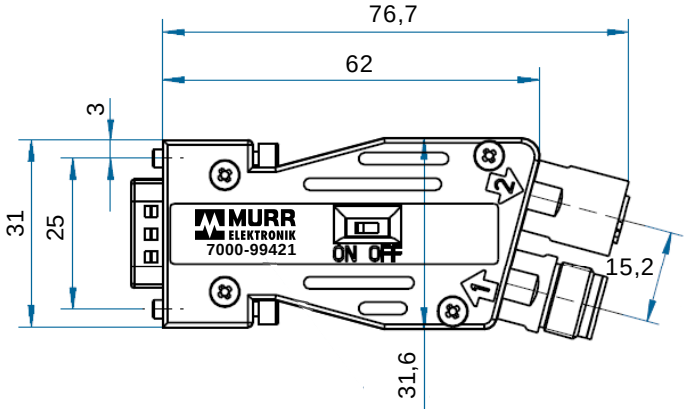

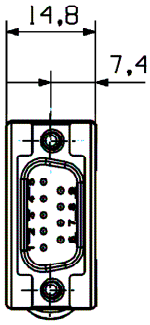

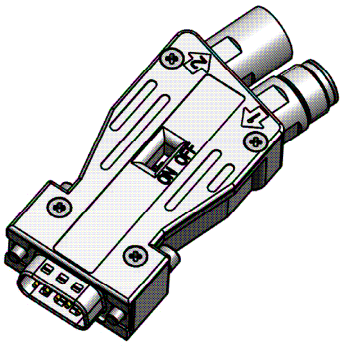

Artikel mit Bedienanleitung verpackt in Karton mit bedrucktem Etikett.
Article with assembling instruction packing in carton with imprinted label.

					Datum/ Date	Name	**Datenblatt / Data sheet** **Stromlaufplan/ Schematic diagram**	
				Freigeg. Released	25.3.11	SRI		
				Gepr. Approved	28.3.11	Schu	**Art. No.: 7000-99421-0000000**	
c	4pol. + Drehmoment	25.3.11	Ma	MURR ELEKTRONIK			**M12/D-Sub Profibus Adapter gemäß Profibus Spezifikation** *acc. to Profibus specification*	Blatt 1 von 1 Sheet
b	Darstellung geändert	29.11.10	Eb					
Idx.	Änderung/ Update	Datum/ Date	Nam.					
a	Erstausgabe	7.4.10	Ma	29.03.2011 7000-99421db.doc				