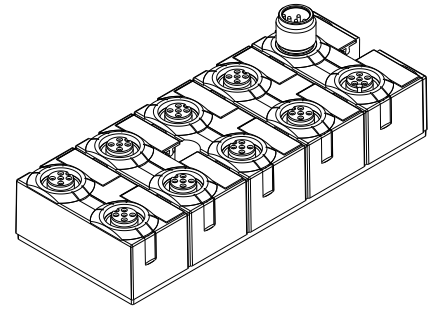


Cube67 DI16 E 8xM12 Art. No.: 56603

Cube Slave IP67

[M12 socket, contact 4] → 8 inputs

[M12 socket, contact 2] → 8 diagnosis or 8 function inputs



EMC

EN 61131-2 Product standard

EN 61000-4-2 ESD	: Contact ± 4 kV, air ± 8 kV
EN 61000-4-3 RF-Field & GSM	: 10 V/m
EN 61000-4-4 Burst	: ± 2 kV
EN 61000-4-5 Surge	: asym./symm. ± 500 V (DC input) asym. ± 1 kV (Signal connections)
EN 61000-4-6 HF-asymmetric	: 10 V
EN 61000-4-8 Magnetic field 50 Hz	: 30 A/m
EN 55011 Emission	: QP 30 dBµV/m (30 - 230 MHz) QP 37 dBµV/m (230 - 1000 MHz) (class B)

Ambient conditions

Normal operating temperature	: 0 °C ... +55 °C
Extended operating temperature	: -10 °C ... +60 °C
Storage temperature	: -25 °C ... +70 °C
Enclosure type according to EN 60529	: IP67
Permissible air pressure (operation)	: 70 kPa to 106 kPa (up to 3000 m above sea level)
Permissible air pressure (storage/transport)	: 70 kPa to 106 kPa (up to 3000 m above sea level)

Please note:

The Cube67 field bus system is very robust and due to the high protection class IP67 it is protected from dust, dirt, and most liquids without an additional housing. Cube 67 is specially designed for harsh industrial applications directly in machines and systems. The field bus system is not suitable for outdoor use, continuous operation in liquids or high pressure wash downs.

Mechanical ambient conditions


Oscillation according to EN 60068 Part 2-6	. 10 – 58 Hz; const. amplitude 0.35 mm 58 – 150 Hz; const. acceleration 15 g
Shock according to EN 60068 Part 2-27	. Amplitude 50 g, 11 ms duration

Connection possibilities

Internal system connection In	: M12 male plug connector 6-pin
Internal system connection Out	: M12 female plug connector 6-pin
Sensor	: 8 x M12 female connector 5-pin

Miscellaneous

Dimensions (L x W x H) in mm	: 126 x 50 x 34,5 mm
Mounting dimension in mm	: 75± 0.5 mm
Weight	: Approx. 220 g

h	ATEX entfällt	22-06-15	el	Idx	Datum	Gepr.	Data sheet Cube67 DI16 E 8xM12	
g	Luftdruckangabe hinzu	25.09.12	sb	a	10.04.03	RBa		
f	Ambient Please note	24.06.08	ri	h	22-06-15	el		
e	Temperaturbereich	26.05.08	as	Ges				
d	ATEX + Norm	09.03.06	M.H.					Art.-No. 56603
c	EN 50178 entfällt	05.11.04	as					
b	Eur.Norm	27.05.04	as					
Idx.	Änderung	Datum	Nam					
a	Erstausgabe	10.04.03	RBa		56603_db_e_h.doc			Blatt 1 2 Bl.

Bus data


Transfer protocol : internal System
 Transfer rates : 1 MBaud
 Addressing : automatic

Power supply

Operation voltage U_B and Sensor power supply 24VIN : 24 V DC (must always be connected)
 Actuator power supply 24V : 24 V DC
 Current per PIN : Max 4 A
 Operation voltage range : 18 ... 30 V DC
 Current consumption (without inputs) : \leq 50 mA
 Sensor supply : Max. 200 mA per socket
 Short circuit protection for sensors : Multi-fuse,
 up to 100 mA load: Automatic start-up
 from 100 mA load: A reset is required
 Multi-fuse reaction time (time to trip) : 1s at $I_K \geq 1$ A and 23°C
 Connector : M12 (Max. 0,75 mm²)
 Reverse polarity protection, inputs : Yes

Inputs / Diagnosis

Delay time for signal change : 2 up to 5 ms
 Input characteristics : EN 61131-2, Type 2

h	ATEX entfällt	22-06-15	el	Idx	Datum	Gepr.	Data sheet Cube67 DI16 E 8xM12
g	Luftdruckangabe hinzu	25.09.12	sb	a	10.04.03	RBa	
f	Ambient Please note	24.06.08	ri	h	22-06-15	el	
e	Temperaturbereich	26.05.08	as	Ges			
d	ATEX + Norm	09.03.06	M.H.				
c	EN 50178 entfällt	05.11.04	as				Blatt
b	Eur.Norm	27.05.04	as				Art.-No. 56603
Idx.	Änderung	Datum	Nam				2 Bl.
a	Erstausgabe	10.04.03	RBa				56603_db_e_h.doc