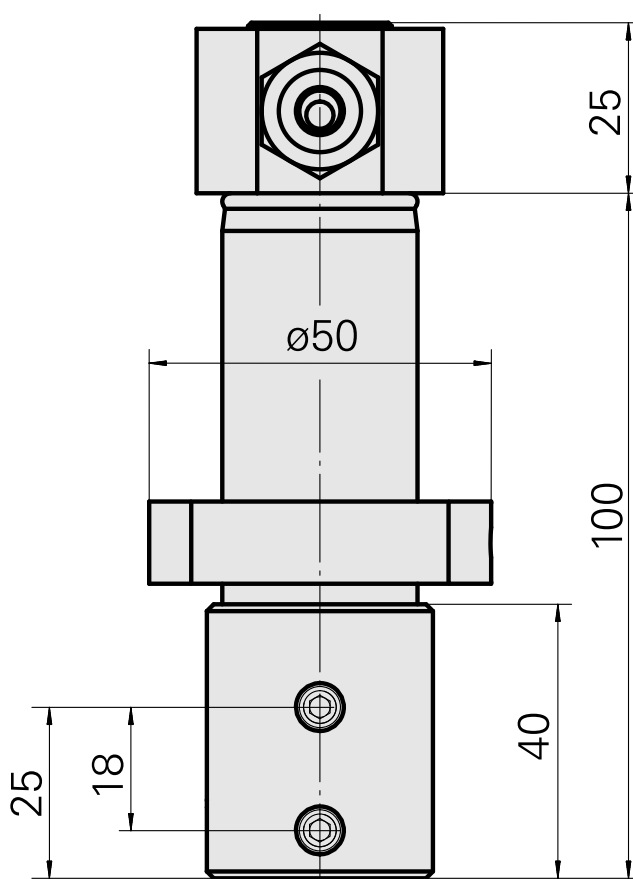
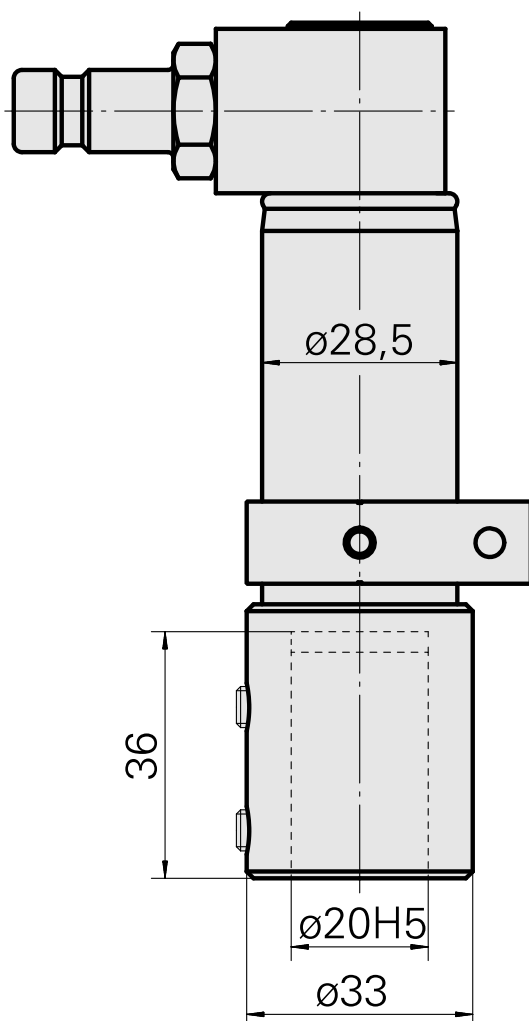
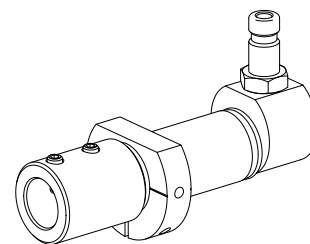


## Drilling tool holder D20

### Technical data

Drive	not live
Fixation MS	Clamping ring D28.5
Cooling	internal
Pressure	80 bar
Mounting	D20
X [mm]	-
Y [mm]	-
Z [mm]	-
INDEX TRAUB products	MS16-6 • MS22-6 • MS22-8 • MS24-6 • MS16-6 Plus



## Documents

No downloads available for this product

## Accessories

### Optional accessories

#### Tool holder accessories

#### [Mounting sleeve with collar D20/ 3mm](#)

Product ID : 10908982

Previous product ID : W68511.0403

TH accessories  
category  
Mounting sleeve with  
collar

Mounting  
D20

Tool mounting  
3mm

#### [Mounting sleeve with collar D20/ 4mm](#)

Product ID : 10215398

Previous product ID : W68511.0404

TH accessories  
category  
Mounting sleeve with  
collar

Mounting  
D20

Tool mounting  
4mm

#### [Mounting sleeve with collar D20/ 5mm](#)

Product ID : 10832261

Previous product ID : W68510.0405

TH accessories  
category  
Mounting sleeve with  
collar

Mounting  
D20

Tool mounting  
5mm

[Mounting sleeve with collar D20/ 6mm](#)

Product ID : 10048953

Previous product ID : W68510.0406

TH accessories category Mounting sleeve with collar	Mounting D20	Tool mounting 6mm
--	--------------	-------------------

[Mounting sleeve with collar D20/ 7mm](#)

Product ID : 10224332

Previous product ID : W68510.0407

TH accessories category Mounting sleeve with collar	Mounting D20	Tool mounting 7mm
--	--------------	-------------------

[Mounting sleeve with collar D20/ 8mm](#)

Product ID : 10184191

Previous product ID : W68510.0408

TH accessories category Mounting sleeve with collar	Mounting D20	Tool mounting 8mm
--	--------------	-------------------

[Mounting sleeve with collar D20/ 10mm](#)

Product ID : 10258187

Previous product ID : W68510.0410

TH accessories category Mounting sleeve with collar	Mounting D20	Tool mounting 10mm
--	--------------	--------------------

[Mounting sleeve with collar D20/ 11mm](#)

Product ID : 11010085

Previous product ID : W68510.0411

TH accessories category Mounting sleeve with collar	Mounting D20	Tool mounting 11mm
--	--------------	--------------------

---

[Mounting sleeve with collar D20/ 12mm](#)

Product ID : 10584331

Previous product ID : W68510.0412

TH accessories category Mounting sleeve with collar	Mounting D20	Tool mounting 12mm
--	-----------------	-----------------------

[Mounting sleeve with collar D20/ 14mm](#)

Product ID : 10681512

Previous product ID : W68510.0414

TH accessories category Mounting sleeve with collar	Mounting D20	Tool mounting 14mm
--	-----------------	-----------------------

[Mounting sleeve with collar D20/ 15mm](#)

Product ID : 10804219

Previous product ID : W68510.0415

TH accessories category Mounting sleeve with collar	Mounting D20	Tool mounting 15mm
--	-----------------	-----------------------

[Mounting sleeve with collar D20/ 16mm](#)

Product ID : 10324366

Previous product ID : W68510.0416

TH accessories category Mounting sleeve with collar	Mounting D20	Tool mounting 16mm
--	-----------------	-----------------------

**Other accessories**

[QUICK COUPLING SP-006-0-WR513-11-2 Serie LP](#)

Product ID : 10837142

Previous product ID : 474940.0112

10684441  
W5190125

**INDEX**

---

[QUICK DISCONNECT FITTING SP-006-1-WR013-11 Serie LP](#)

Product ID : 10186287

Previous product ID : 474946.25

---