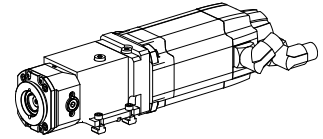


## Gear cutting unit 1:1 INDEX CAPTO C3

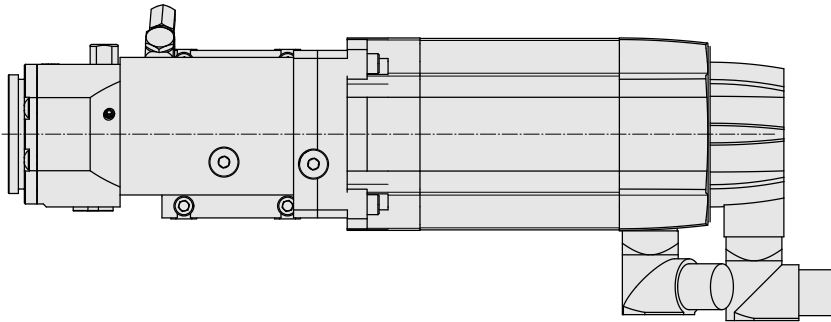
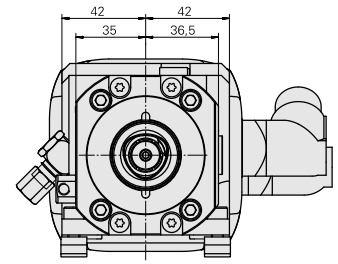
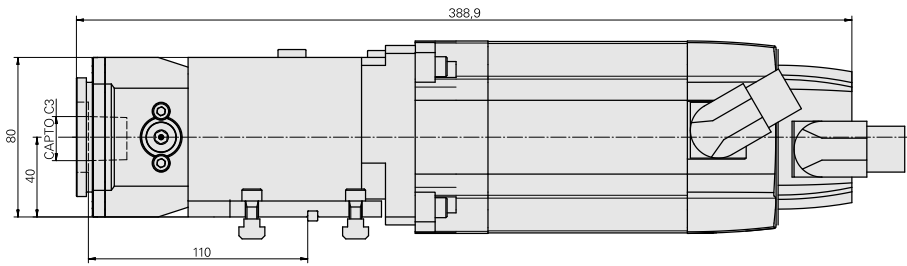
### Technical data

<b>Drive</b>	Direct drive
<b>Fixation MS</b>	none
<b>Speed ratio</b>	1:1
<b>Cooling</b>	external
<b>Pressure</b>	80 bar
<b>Mounting</b>	INDEX CAPTO C3
<b>X [mm]</b>	110 (4.33")
<b>Y [mm]</b>	–
<b>Z [mm]</b>	40 (1.57)
<b>INDEX TRAUB products</b>	MS32C • MS22-6 • MS22-8 • MS32-6.2 • MS40-6 • MS40-8 • MS32-6.3 • MS24-6



### Note

A special intermediate plate is required depending on the machine type.  
Motor (AC), 5 Nm – 10213127 (Siemens 1FT7044-5AK71-1NG1-Z R06) included.  
This unit is delivered with standard controller parameters (UNIT number). However, in certain machining cases, application-specific parameters may be required to achieve the desired manufacturing quality.  
In such cases, we recommend a drive commissioning/optimization service, which we will be happy to offer you separately.



## Documents

### Product notes

[DE \(pdf\)](#)

[EN \(pdf\)](#)

[FR \(pdf\)](#)

[DE \(pdf\)](#)

[EN \(pdf\)](#)

[FR \(pdf\)](#)

## Accessories

### Optional accessories

#### MS tool holders

##### [Basic holder MS16/MS22, ±40°](#)

Product ID : 12080266

Previous product ID :

Slide system MS MS16/MS22	Drive not live	Fixation MS none	Cooling external
Pressure 80 bar	X [mm] 56,3 (2,22")	Y [mm] 0	Z [mm] -
INDEX TRAUB products MS22-6 • MS22-8 • MS24-6			

##### [Distance plate MS32/MS40](#)

Product ID : 12108023

Previous product ID :

Slide system MS MS32/MS40	Drive not live	Fixation MS Splined key/pin	X [mm] 15 (0.59")
Y [mm] -	Z [mm] -	INDEX TRAUB products MS40-6 • MS40-8	

## Distance plate MS52

Product ID : 12120437

Previous product ID :

Slide system MS MS52	Drive not live	Fixation MS Splined key/pin	X [mm] -
Y [mm] -	Z [mm] -	INDEX TRAUB products MS52-6.3	