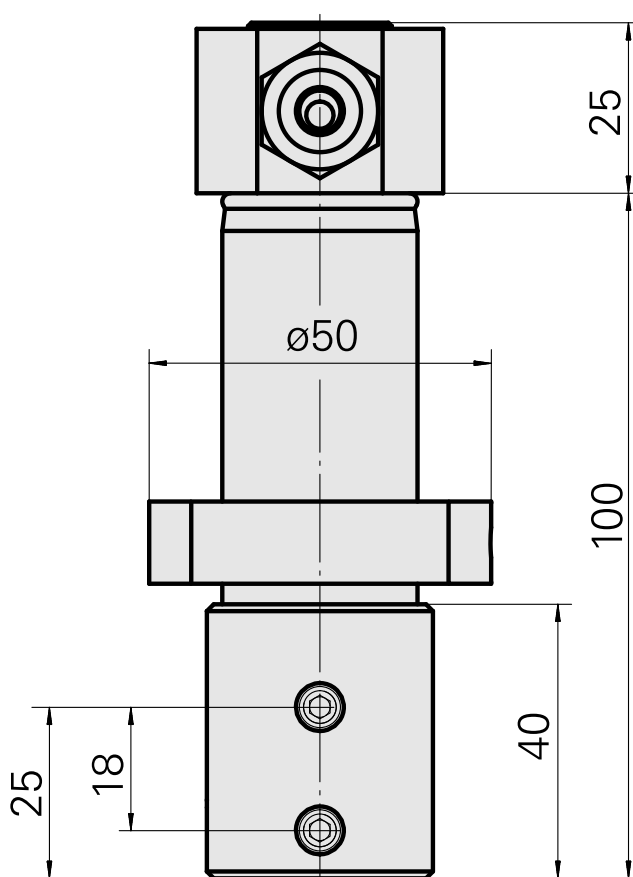
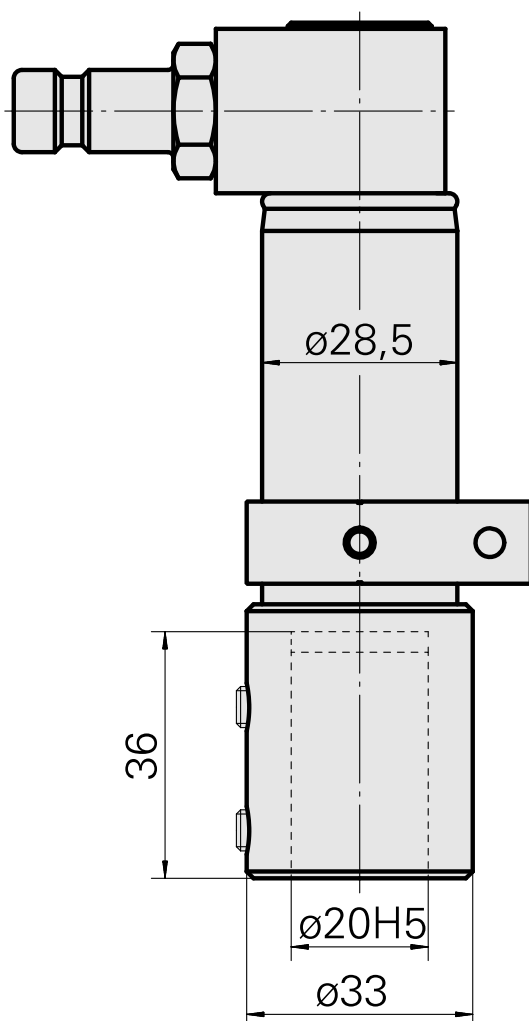
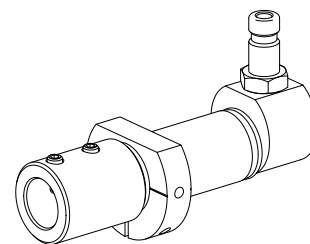


Drilling tool holder D20

Technical data

Drive	not live
Fixation MS	Clamping ring D28.5
Cooling	internal
Pressure	80 bar
Mounting	D20
X [mm]	-
Y [mm]	-
Z [mm]	-
INDEX TRAUB products	MS16-6 • MS22-6 • MS22-8 • MS24-6 • MS16-6 Plus



Documents

No downloads available for this product

Accessories

Optional accessories

Tool holder accessories

[Mounting sleeve with collar D20/ 3mm](#)

Product ID : 10908982

Previous product ID : W68511.0403

TH accessories
category
Mounting sleeve with
collar

Mounting
D20

Tool mounting
3mm

[Mounting sleeve with collar D20/ 4mm](#)

Product ID : 10215398

Previous product ID : W68511.0404

TH accessories
category
Mounting sleeve with
collar

Mounting
D20

Tool mounting
4mm

[Mounting sleeve with collar D20/ 5mm](#)

Product ID : 10832261

Previous product ID : W68510.0405

TH accessories
category
Mounting sleeve with
collar

Mounting
D20

Tool mounting
5mm

[Mounting sleeve with collar D20/ 6mm](#)

Product ID : 10048953

Previous product ID : W68510.0406

TH accessories category Mounting sleeve with collar	Mounting D20	Tool mounting 6mm
--	-----------------	----------------------

[Mounting sleeve with collar D20/ 7mm](#)

Product ID : 10224332

Previous product ID : W68510.0407

TH accessories category Mounting sleeve with collar	Mounting D20	Tool mounting 7mm
--	-----------------	----------------------

[Mounting sleeve with collar D20/ 8mm](#)

Product ID : 10184191

Previous product ID : W68510.0408

TH accessories category Mounting sleeve with collar	Mounting D20	Tool mounting 8mm
--	-----------------	----------------------

[Mounting sleeve with collar D20/ 10mm](#)

Product ID : 10258187

Previous product ID : W68510.0410

TH accessories category Mounting sleeve with collar	Mounting D20	Tool mounting 10mm
--	-----------------	-----------------------

[Mounting sleeve with collar D20/ 11mm](#)

Product ID : 11010085

Previous product ID : W68510.0411

TH accessories category Mounting sleeve with collar	Mounting D20	Tool mounting 11mm
--	-----------------	-----------------------

[Mounting sleeve with collar D20/ 12mm](#)

Product ID : 10584331

Previous product ID : W68510.0412

TH accessories category Mounting sleeve with collar	Mounting D20	Tool mounting 12mm
--	-----------------	-----------------------

[Mounting sleeve with collar D20/ 14mm](#)

Product ID : 10681512

Previous product ID : W68510.0414

TH accessories category Mounting sleeve with collar	Mounting D20	Tool mounting 14mm
--	-----------------	-----------------------

[Mounting sleeve with collar D20/ 15mm](#)

Product ID : 10804219

Previous product ID : W68510.0415

TH accessories category Mounting sleeve with collar	Mounting D20	Tool mounting 15mm
--	-----------------	-----------------------

[Mounting sleeve with collar D20/ 16mm](#)

Product ID : 10324366

Previous product ID : W68510.0416

TH accessories category Mounting sleeve with collar	Mounting D20	Tool mounting 16mm
--	-----------------	-----------------------

Other accessories

[QUICK COUPLING SP-006-0-WR513-11-2 Serie LP](#)

Product ID : 10837142

Previous product ID : 474940.0112

10684441
W5190125

INDEX

[QUICK DISCONNECT FITTING SP-006-1-WR013-11 Serie LP](#)

Product ID : 10186287

Previous product ID : 474946.25
