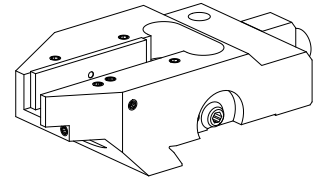


车刀架 MS16/MS22 四方头 16x16

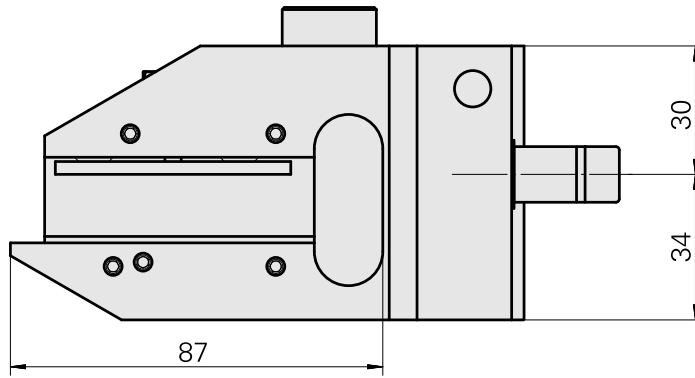
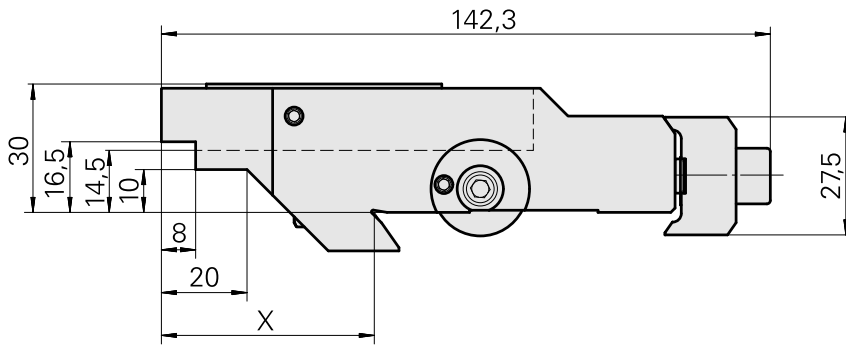
Technical data

MS系列溜板系统	MS16/MS22
驱动装置	非动力式
固定装置MS	燕尾槽
冷却	外冷/内冷
压力	80 bar
方向	反转
夹具	四方头 16x16
X [mm]	49,7
Y [mm]	—
Z [mm]	14,5
INDEX TRAUB产品	A100 • MS16-6 • MS22-6 • MS22-8 • MS24-6 • MS24-8



Note

Stop plate is not included!



X	49,7
---	------

Documents

No downloads available for this product

Accessories

Required for operation

[Hollow screw M12x1](#)

Product ID : 10757766

Previous product ID : W02013.0001

[Grub screw](#)

Product ID : 10244712

Previous product ID : 410156.0505

[Bush 4x8x12](#)

Product ID : 10831938

Previous product ID : W02010.0002

Optional accessories

Tool holder accessories

[Plate, 高度 4 mm](#)

Product ID : 12050311

Previous product ID :

TH accessories
category
Compensation plate

Mounting
Square 16x16

Other accessories

[Stop plate](#)

Product ID : 12129240

Previous product ID :

[Ball nozzle D8xM5](#)

Product ID : 10392450

Previous product ID : W02019.0002
