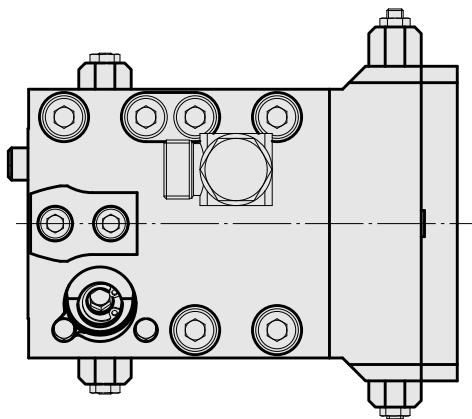
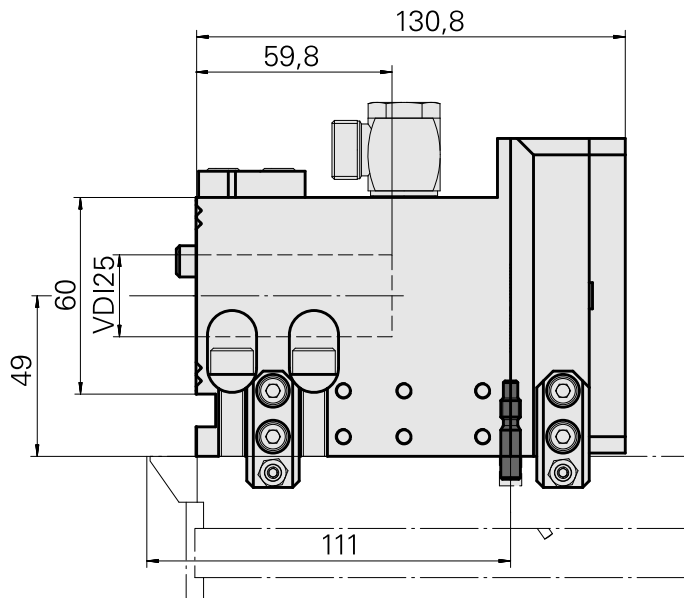
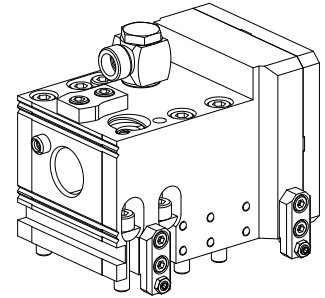


Tool mounting MS32/MS40 VDI 25

Technical data

Slide system MS	MS32/MS40
Drive	not live
Fixation MS	Splined key/pin
Cooling	external and internal
Pressure	80 bar
Mounting	VDI 25
X [mm]	–
Y [mm]	–
Z [mm]	49 (1.93)
INDEX TRAUB products	MS40-6



Documents

No downloads available for this product

Accessories

Optional accessories

Other accessories

[Multiple swivel joint 12L G1/4Z-WD Schwenkverschrbg](#)

Product ID : 10978762

Previous product ID : 470659.1201
